

WHAT WILL THE POLICE RESPONSE LOOK LIKE?

In the case of an active attacker, the goal of the police response is to put an end to the threat as soon as possible. The first responders will often:

- Enter the area in teams of one to four
- Wear regular patrol uniforms with Kevlar vests, or other tactical equipment
- Be armed with rifles, shotguns and handguns

HOW CAN I HELP THE POLICE WHEN THEY RESPOND?

Police officers may ask you questions to help locate and eliminate the attacker. Be prepared to provide them with:

- The location of the attacker
- The number of attackers, if there is more than one
- A physical description of the attacker
- The number and type of weapons being used by the attacker
- Potential victims and their location



WHAT SHOULD I DO WHEN POLICE RESPOND?

When police officers respond to an active attacker situation, they will not stop to tend to the injured until the threat has been eliminated. When they arrive:

- Remain calm and follow instructions
- Put down items in your hands that could be mistaken for a weapon
- Raise your hands and keep them visible at all times
- Avoid making quick movements toward officers, pointing, screaming or yelling
- Officers may order you to lay down and/or handcuff you
- Do not stop to ask officers for help or directions to escape
- Proceed in the direction from which officers entered the area

KNOW YOUR EMERGENCY CONTACTS:

Emergency line: **9-1-1**

Local police non-emergency:

Local fire department:

Local hospital:

My building address:

My building security line:

My floor:

My suite/room/office:

My extension:

Closest exit:

Alternate exit:



If you encounter an active attacker, the actions you take before police arrive could save your life.

Your first thought should always be, what's important now?
RUN. HIDE. DEFEND.

RUN



If you have the opportunity, run away from the attacker. Don't let indecision slow you down. If the attacker stands between you and an exit, move quickly to safety and find a place to hide.


IF YOU HAVE THE CHANCE, RUN TO SAFETY.



LEAVE YOUR BELONGINGS BEHIND.



HELP OTHERS STAY OUT OF HARM'S WAY.



CALL 9-1-1 FROM A SAFE LOCATION.




HIDE



If you cannot run to safety, make it difficult for the attacker to see, hear or find you. Move quickly but remain calm. If you are in a group, scatter so that you don't make an easy target.

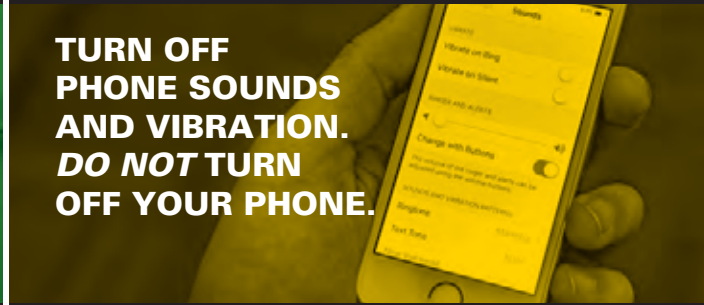
LOCK DOORS AND BARRICADE YOURSELF.




TURN OFF ANY LIGHTS.



TURN OFF PHONE SOUNDS AND VIBRATION. DO NOT TURN OFF YOUR PHONE.



BE PREPARED TO RUN OR FIGHT IF YOU ARE FOUND.



DEFEND



Despite attempts to run and hide, you may find yourself face to face with the attacker. Defending yourself may be your last resort, but it may also afford you the chance to run or hide.

BE PREPARED TO DEFEND YOURSELF.



TEAM UP WITH OTHERS.



IDENTIFY DEFENSIVE SKILLS AND TOOLS.



REMEMBER: YOUR ACTIONS BEFORE POLICE ARRIVE MAY SAVE YOUR LIFE.

